




# Home Learning Grid – Week beginning 11<sup>th</sup> May 2020

## Maths – Stats

### Can I read and understand different charts and tables?

-Create a tally chart - you could record your friends' and family's favourite chocolate bar or crisp! Or see the science task -->>

Flavour	Tally	Total
Ready salted 		5
Salt & Vinegar 		10
Cheese & Onion 		5
Prawn Cocktail 		2

-Complete the charts and tallies '2Do' activities on Purple Mash  
-Complete the maths challenge task, which we will put on Dojo

### Fluency (non-computer)

-Practise counting in 2s, 5s and 10s

### Extension Challenge

-Try counting in 2s, 5s and 10s but not just starting at 0! And how about counting backwards?!

## History

*Begin to identify similarities and differences between ways of life in different periods – Victorian toys*

-Find out which toys Victorian children played with, and make a list. Now make a list of the kind of toys you like to play with.

-Next, choose one Victorian toy to compare with a modern toy that you play with today. For example, a Victorian china doll and a recent Disney doll, or a Victorian toy soldier and a superhero action figure. What was/is it made from? What could/can it do?

Non-computer task: Victorian children enjoyed playing with toy boats – can you make a paper boat that floats? Or how about a spinning top from a pencil and a circle of card?

## English: Reading

- Log in to your Bug Club Account and complete 1 new book, answering the comprehension questions.
- Read a book of your choice for 10 minutes

## English: Spelling

- This week's spelling words are:  
**plant, glass, path, bath, father, class**  
*challenge: castle, chance*
- Try making your own wordsearch using these words
- Does your family pronounce this sound 'ar' or 'a'? It will depend where you are from! Are there any other words where the sound 'ar' is spelled 'a'?

## Science

### Can I identify different materials that need recycling?

*Every other week our recycling is collected and taken to a depot, where the different materials are separated so they can be remade and reused.*

**Have a look in your recycling (or make a list of things you usually recycle, with a grown-up). Choose some items and sort them according to the material they are made of. Count how many you have of each and make a tally chart.**

We will post some PowerPoint slides with more information if needed, and a worksheet that shows how to create this tally chart along with some extra questions.

**Challenge:** Can you design something that could be made out of objects from the recycling bin? This might be a picture, or you could do some junk modelling! Please check items are safe before touching – ask your grownup.

## English: Writing

### Write a description of your favourite toy.

Write some sentences to tell us all about your favourite (or oldest) toy. Tell us about when and where you first got it, and how you felt. Use adjectives to describe how it looks (fluffy, smooth, blue, spiky) and give detail about when and where you play with it. Is it a noisy toy? Can you play pretend with it? Is it part of a set? Does your little brother or sister try to borrow it?!

*Don't forget to write in sentences with capital letters and full stops. Challenge yourself to include a conjunction like 'because', 'if' or 'when'.*

## Art

*William Morris was a Victorian artist. He is famous for his wallpaper designs featuring flowers, bird and leaves.*



### Try designing your own wallpaper (or wrapping paper) using a repeating pattern such as a flower or leaf.

You could sketch a flower from the garden, take a leaf rubbing during a walk, or create a potato print (with an adult to supervise any cutting).

You could use your paper to wrap a gift or decoupage an item in your home.